

# Joyful Heart Spelling Skills

*Sample*



***A Rules Based Spelling Approach  
with a Biblical Emphasis***

**SAMPLE**


## **WELCOME!**

***Joyful Heart Spelling Skills may be for you  
if you are searching for a spelling curriculum that includes....***

- ✓ **Copywork and dictation of Scripture**
- ✓ **Strategies to use with multiple learning styles**
- ✓ **Built in review of previous skills**
- ✓ **Sight words built into the lists**
- ✓ **Opportunities to focus on individual spelling needs**

Thank you for taking time to preview this sample of Joyful Heart Spelling Skills! This is a combined version of the teacher guide and student sheets for one week/skill. The teacher guide contains detailed information for how to use each of these items.

**If you are interested in purchasing the full curriculum, please visit**  
**<http://www.joyfulheartlearning.com/spelling/>**



*Michelle Hubbard*

[www.hubbardscupboard.org](http://www.hubbardscupboard.org)

[www.joyfulheartlearning.com](http://www.joyfulheartlearning.com)




*Joyful Heart Spelling Skills*  
*Copyright © 2011*  
*By Michelle Hubbard*

*Scripture quoted from the Holy Bible, NEW INTERNATIONAL VERSION®.*  
*Copyright © 1973, 1978, 1984 International Bible Society.*  
*All rights reserved throughout the world.*  
*Used by permission of International Bible Society.*

*Clipart Copyright @ Educlips <http://www.teachersnotebook.com/shop/educlips/>*  
*Clipart Copyright @ Creative Clips <http://www.teacherspayteachers.com/Store/Krista-Wallden>*  
*Clipart Copyright @ Microsoft Corporation 1987-2001. All rights reserved.*

*Permission is hereby granted to the individual purchaser to reproduce this book in whole or in part for non-commercial, individual, single classroom, or single household use only.*  
*Permission is not granted for school wide or system wide reproduction of materials.*

# Joyful Heart Spelling Skills



|    |  |    |                                |
|----|--|----|--------------------------------|
| 1  | closed vowel                               | 37 | ew oo                          |
| 2  | open vowel                                 | 38 | ui ou                          |
| 3  | silent e                                   | 39 | oi oy                          |
| 4  | l blends                                   | 40 | ou ow                          |
| 5  | r blends                                   | 41 | /ě/ as ea                      |
| 6  | s blends + tw                              | 42 | /ě/ as ea (+any, many, said)   |
| 7  | ve   | 43 | variant u (oo u oul)           |
| 8  | th   | 44 | /j/ as j g                     |
| 9  | sh   | 45 | /j/ as dge ge                  |
| 10 | ff ll ss zz                                | 46 | contractions                   |
| 11 | double middle consonant                    | 47 | silent letters – b, g, k, c, h |
| 12 | /ā/ as ai ay                               | 48 | silent letters – w, u, n, t, l |
| 13 | ar   | 49 | /ö/ as a                       |
| 14 | /ī/ as i igh                               | 50 | /ö/ as au aw                   |
| 15 | /ī/ as y igh ie                            | 51 | /ö/ as augh ough               |
| 16 | /ē/ as y                                   | 52 | /s/ as c s                     |
| 17 | st, sp, sk, ld, lk, lt, lp, ft, pt, ct, mp | 53 | /z/ as se                      |
| 18 | /ō/ as oa                                  | 54 | /s/ as ce se                   |
| 19 | /ō/ as ow                                  | 55 | ir er ur ear                   |
| 20 | /ō/ in old ost olt                         | 56 | wor                            |
| 21 | nd, ng, nk, nt                             | 57 | s es                           |
| 22 | w wh                                       | 58 | plural f to v                  |
| 23 | or ore                                     | 59 | /t/ /d/ /ed/ as ed             |
| 24 | oar oor our                                | 60 | change the y to i              |
| 25 | /ē/ as ee                                  | 61 | gh ph f                        |
| 26 | /ē/ as ea                                  | 62 | /ű/ as ou                      |
| 27 | scr, str, spr, spl, squ, thr, shr, chr     | 63 | al prefix + ful suffix         |
| 28 | ch tch                                     | 64 | keep the final silent e        |
| 29 | ear eer                                    | 65 | drop the final silent e        |
| 30 | /ē/ as ie ei                               | 66 | double final consonant         |
| 31 | /ā/ as ea eigh ey                          | 67 | qu cqu                         |
| 32 | are air ear                                | 68 | er ar suffixes                 |
| 33 | c k  | 69 | or suffix                      |
| 34 | ck k c                                     | 70 | tion sion cian suffixes        |
| 35 | schwa (/ű/ as a)                           | 71 | able ible suffixes             |
| 36 | schwa (/ű/ as o)                           | 72 | /ī/ as y                       |
|    |  | 73 | ant ent ance ence suffixes     |

## Teach Sheet

### Skill 14

#### Focused Skill i igh Skill to Drill

Both **i** and **igh** can say /ī/ between consonants.  
Usually use **i** followed by **ld** or **nd**. Usually use **igh** before **t**.

| List Words  | Bible Verse<br>and<br>Bible Words<br>(bolded)  | Bible Words<br>- Review                                   | Bible Words<br>-Skill not<br>taught yet | Sort by  |
|---|--|---|---|--|
| night*<br>right*<br>bright<br>light*<br>sight<br>kind*<br>behind<br>grind<br>wild<br>mild | Psalm 119:35<br>Direct me in the path of your<br>commands. For there<br>I find delight.<br><b>find*, delight</b> | me*, in*, the*, path,<br>of*, your*, for*,<br>there, * I* | Direct,<br>commands                     | i vs igh<br><br>Rhyming<br>words<br><br>Silent e<br>words vs ild,<br>ind, ight |

#### Additional Skill Words

fight, flight, might\*, sight, tight, fright  
 bind, find\*, blind, mind, rind, wind  
 child

#### Additional Practice Verse(s)

| Bible Verse<br>and<br>Bible Words<br>(bolded)  | Bible Words - Review  | Bible Words<br>-Skill not taught<br>yet       |
|--|---|---|
| Genesis 1:5<br>God called the light "day," and the<br>darkness he called "night." And there was<br>evening, and there was morning—the first<br>day.<br><b>light*, night*</b>   | God, the*, day*, and*, darkness,<br>he*, there*   | called*, was*,<br>evening, morning,<br>first* |
| Psalm 112:1-2<br>Praise the Lord. Blessed is the man who<br>fears the Lord, who finds great delight in<br>his commands. His children will be<br>mighty in the land. The generation of the<br>upright will be blessed.<br><b>finds*, delight, mighty, upright</b> | praise, the*, Lord, blessed, is*,<br>man*, who*, in*, his*, children*,<br>land*, of*, will*, be*, | fears, great*,<br>commands,<br>generation     |





i igh

Both i and igh can say /ī/  
between consonants.

Usually use i followed  
by ld or nd.


Usually use igh before t.

*Example: wild, kind, night*

## Skill 14

i igh

### Bible Verse Study



Direct me in the  
path of your  
commands. For there  
I find delight.



## Skill to Drill 14

Both i and igh can say /ī/ between consonants.  
 Usually use i followed by ld or nd. Usually use igh before t.

| Say, Look, Spell | Copy & Spell  | ✓                        | Cover, Write & Spell  | ✓                        |
|------------------|---|--------------------------|---|--------------------------|
| night            | <div style="border-bottom: 1px solid black; height: 1.2em; margin-bottom: 2px;"></div> <div style="border-bottom: 1px dashed black; height: 1.2em; margin-bottom: 2px;"></div> <div style="border-bottom: 1px solid black; height: 1.2em;"></div> | <input type="checkbox"/> | <div style="border-bottom: 1px solid black; height: 1.2em; margin-bottom: 2px;"></div> <div style="border-bottom: 1px dashed black; height: 1.2em; margin-bottom: 2px;"></div> <div style="border-bottom: 1px solid black; height: 1.2em;"></div> | <input type="checkbox"/> |
| right            | <div style="border-bottom: 1px solid black; height: 1.2em; margin-bottom: 2px;"></div> <div style="border-bottom: 1px dashed black; height: 1.2em; margin-bottom: 2px;"></div> <div style="border-bottom: 1px solid black; height: 1.2em;"></div> | <input type="checkbox"/> | <div style="border-bottom: 1px solid black; height: 1.2em; margin-bottom: 2px;"></div> <div style="border-bottom: 1px dashed black; height: 1.2em; margin-bottom: 2px;"></div> <div style="border-bottom: 1px solid black; height: 1.2em;"></div> | <input type="checkbox"/> |
| bright           | <div style="border-bottom: 1px solid black; height: 1.2em; margin-bottom: 2px;"></div> <div style="border-bottom: 1px dashed black; height: 1.2em; margin-bottom: 2px;"></div> <div style="border-bottom: 1px solid black; height: 1.2em;"></div> | <input type="checkbox"/> | <div style="border-bottom: 1px solid black; height: 1.2em; margin-bottom: 2px;"></div> <div style="border-bottom: 1px dashed black; height: 1.2em; margin-bottom: 2px;"></div> <div style="border-bottom: 1px solid black; height: 1.2em;"></div> | <input type="checkbox"/> |
| light            | <div style="border-bottom: 1px solid black; height: 1.2em; margin-bottom: 2px;"></div> <div style="border-bottom: 1px dashed black; height: 1.2em; margin-bottom: 2px;"></div> <div style="border-bottom: 1px solid black; height: 1.2em;"></div> | <input type="checkbox"/> | <div style="border-bottom: 1px solid black; height: 1.2em; margin-bottom: 2px;"></div> <div style="border-bottom: 1px dashed black; height: 1.2em; margin-bottom: 2px;"></div> <div style="border-bottom: 1px solid black; height: 1.2em;"></div> | <input type="checkbox"/> |
| sight            | <div style="border-bottom: 1px solid black; height: 1.2em; margin-bottom: 2px;"></div> <div style="border-bottom: 1px dashed black; height: 1.2em; margin-bottom: 2px;"></div> <div style="border-bottom: 1px solid black; height: 1.2em;"></div> | <input type="checkbox"/> | <div style="border-bottom: 1px solid black; height: 1.2em; margin-bottom: 2px;"></div> <div style="border-bottom: 1px dashed black; height: 1.2em; margin-bottom: 2px;"></div> <div style="border-bottom: 1px solid black; height: 1.2em;"></div> | <input type="checkbox"/> |
| kind             | <div style="border-bottom: 1px solid black; height: 1.2em; margin-bottom: 2px;"></div> <div style="border-bottom: 1px dashed black; height: 1.2em; margin-bottom: 2px;"></div> <div style="border-bottom: 1px solid black; height: 1.2em;"></div> | <input type="checkbox"/> | <div style="border-bottom: 1px solid black; height: 1.2em; margin-bottom: 2px;"></div> <div style="border-bottom: 1px dashed black; height: 1.2em; margin-bottom: 2px;"></div> <div style="border-bottom: 1px solid black; height: 1.2em;"></div> | <input type="checkbox"/> |
| behind           | <div style="border-bottom: 1px solid black; height: 1.2em; margin-bottom: 2px;"></div> <div style="border-bottom: 1px dashed black; height: 1.2em; margin-bottom: 2px;"></div> <div style="border-bottom: 1px solid black; height: 1.2em;"></div> | <input type="checkbox"/> | <div style="border-bottom: 1px solid black; height: 1.2em; margin-bottom: 2px;"></div> <div style="border-bottom: 1px dashed black; height: 1.2em; margin-bottom: 2px;"></div> <div style="border-bottom: 1px solid black; height: 1.2em;"></div> | <input type="checkbox"/> |
| grind            | <div style="border-bottom: 1px solid black; height: 1.2em; margin-bottom: 2px;"></div> <div style="border-bottom: 1px dashed black; height: 1.2em; margin-bottom: 2px;"></div> <div style="border-bottom: 1px solid black; height: 1.2em;"></div> | <input type="checkbox"/> | <div style="border-bottom: 1px solid black; height: 1.2em; margin-bottom: 2px;"></div> <div style="border-bottom: 1px dashed black; height: 1.2em; margin-bottom: 2px;"></div> <div style="border-bottom: 1px solid black; height: 1.2em;"></div> | <input type="checkbox"/> |
| wild             | <div style="border-bottom: 1px solid black; height: 1.2em; margin-bottom: 2px;"></div> <div style="border-bottom: 1px dashed black; height: 1.2em; margin-bottom: 2px;"></div> <div style="border-bottom: 1px solid black; height: 1.2em;"></div> | <input type="checkbox"/> | <div style="border-bottom: 1px solid black; height: 1.2em; margin-bottom: 2px;"></div> <div style="border-bottom: 1px dashed black; height: 1.2em; margin-bottom: 2px;"></div> <div style="border-bottom: 1px solid black; height: 1.2em;"></div> | <input type="checkbox"/> |
| mild             | <div style="border-bottom: 1px solid black; height: 1.2em; margin-bottom: 2px;"></div> <div style="border-bottom: 1px dashed black; height: 1.2em; margin-bottom: 2px;"></div> <div style="border-bottom: 1px solid black; height: 1.2em;"></div> | <input type="checkbox"/> | <div style="border-bottom: 1px solid black; height: 1.2em; margin-bottom: 2px;"></div> <div style="border-bottom: 1px dashed black; height: 1.2em; margin-bottom: 2px;"></div> <div style="border-bottom: 1px solid black; height: 1.2em;"></div> | <input type="checkbox"/> |



# words in the Word



i igh

Read the verse. Underline the word or words that contain the focused skill. Write those words on the lines below. Also write a few other words that you think may be tricky to spell. Then, copy the entire Bible verse. Reread and check.

Direct me in the path  
of your commands. For there  
I find delight.

*Psalms 119:35*

1. Cut apart the letters, shown below, on the dotted lines.
2. Build It! Use the letters to build words that contain the focused skill.
3. Write it! Write each word that you build in a space below.

|          |          |          |          |          |          |          |          |
|----------|----------|----------|----------|----------|----------|----------|----------|
| <u>c</u> | <u>d</u> | <u>e</u> | <u>f</u> | <u>g</u> | <u>h</u> | <u>i</u> | <u>b</u> |
| <u>l</u> | <u>m</u> | <u>n</u> | <u>r</u> | <u>s</u> | <u>t</u> | <u>t</u> | <u>k</u> |
|          |          |          |          |          |          |          | <u>w</u> |

**B u i l d I t !**


i igh



**Write It!**

|  |  |  |
|--|--|--|
|  |  |  |
|  |  |  |
|  |  |  |
|  |  |  |
|  |  |  |

## Learn the Word! Step 1



*Read and study the i igh Bible Verse Study Sheet.*

*Write the verse as your teacher says it slowly.*

*She/he will give you help as needed for spelling, capitalization, and punctuation.*

*Reread and check your work.*

Handwriting practice lines consisting of solid top and bottom lines with a dashed middle line. There are ten sets of these lines for writing practice.

14

i igh

Cut It!



---

Sort It!

right

kind

wild

child

night

bright

find

mind

light

behind

fight

mild

flight

bind

blind

grind

sight

fright


delight

tight

might



# Learn the Word! Step 2



*Read and study the **i igh** Bible Verse Study Sheet.*

*Write the verse as your teacher says it at normal speed.*

*She/he will not give you any help this time.*

*When finished, read your writing and compare what you wrote to the Bible Study Sheet.*

*Fix anything as needed.*

Handwriting practice lines consisting of multiple sets of three horizontal lines (top solid, middle dashed, bottom solid) for writing practice.







# What's Missing?

i gh

Choose the word from the box that most makes sense in the sentence. Write and spell aloud each word as you write it. Check your spelling.

|       |       |       |       |        |
|-------|-------|-------|-------|--------|
| kind  | night | sight | mild  | behind |
| light | wild  | right | grind | bright |

| Read the sentence.                                      | Write & Spell           | ✓                        |
|---|-------------------------|--------------------------|
| I go to bed at _____ .                                  | _____<br>-----<br>_____ | <input type="checkbox"/> |
| Please raise your _____ hand.                           | _____<br>-----<br>_____ | <input type="checkbox"/> |
| We will _____ the grain into wheat.                     | _____<br>-----<br>_____ | <input type="checkbox"/> |
| The small _____ flowers are blue.                       | _____<br>-----<br>_____ | <input type="checkbox"/> |
| The _____ rays of the sun make me squint.               | _____<br>-----<br>_____ | <input type="checkbox"/> |
| The _____ man gave the child a play car.                | _____<br>-----<br>_____ | <input type="checkbox"/> |
| God made the sun to give us _____ .                     | _____<br>-----<br>_____ | <input type="checkbox"/> |
| When we play follow the leader, I go _____ my daddy.    | _____<br>-----<br>_____ | <input type="checkbox"/> |
| I use my sense of _____ to see that the grass is green. | _____<br>-----<br>_____ | <input type="checkbox"/> |
| God wants us to use soft and _____ speech, not harsh.   | _____<br>-----<br>_____ | <input type="checkbox"/> |

# Write it - a different way!

i igh

| Say & Spell | Write It                 | ✓                        |
|-------------|--------------------------|--------------------------|
| night       | <input type="checkbox"/> | <input type="checkbox"/> |
| right       | <input type="checkbox"/> | <input type="checkbox"/> |
| bright      | <input type="checkbox"/> | <input type="checkbox"/> |
| light       | <input type="checkbox"/> | <input type="checkbox"/> |
| sight       | <input type="checkbox"/> | <input type="checkbox"/> |
| kind        | <input type="checkbox"/> | <input type="checkbox"/> |
| behind      | <input type="checkbox"/> | <input type="checkbox"/> |
| grind       | <input type="checkbox"/> | <input type="checkbox"/> |
| wild        | <input type="checkbox"/> | <input type="checkbox"/> |
| mild        | <input type="checkbox"/> | <input type="checkbox"/> |
|             | <input type="checkbox"/> | <input type="checkbox"/> |
|             | <input type="checkbox"/> | <input type="checkbox"/> |
|             | <input type="checkbox"/> | <input type="checkbox"/> |
|             | <input type="checkbox"/> | <input type="checkbox"/> |
|             | <input type="checkbox"/> | <input type="checkbox"/> |
|             | <input type="checkbox"/> | <input type="checkbox"/> |

Ideas

## Write your words in...

- ◇ sand
- ◇ flour or cornmeal
- ◇ rice
- ◇ shaving cream



## Write your words on...

- ◇ a dry erase board or chalkboard
- ◇ a magna doodle
- ◇ a window with a window marker
- ◇ the sidewalk with water and a paintbrush



## Form your words with...

- ◇ Wiki Stix
- ◇ playdough
- ◇ beans
- ◇ small blocks




◇ \_\_\_\_\_

◇ \_\_\_\_\_



# Show What You Know!




*Listen carefully. Repeat the Bible verse aloud. Then, write the verse.*

Handwriting practice lines consisting of solid top and bottom lines with a dashed middle line. There are five sets of these lines provided for writing.

# Show What You Know!

## continued...



*Listen carefully. You will be writing this week's assigned words, additional words that fit the skill, sight words, tricky words, or words from previous weeks that your teacher chooses.*

1 \_\_\_\_\_  
\_\_\_\_\_

2 \_\_\_\_\_  
\_\_\_\_\_

3 \_\_\_\_\_  
\_\_\_\_\_

4 \_\_\_\_\_  
\_\_\_\_\_

5 \_\_\_\_\_  
\_\_\_\_\_

6 \_\_\_\_\_  
\_\_\_\_\_

7 \_\_\_\_\_  
\_\_\_\_\_

8 \_\_\_\_\_  
\_\_\_\_\_

9 \_\_\_\_\_  
\_\_\_\_\_

10 \_\_\_\_\_  
\_\_\_\_\_

11 \_\_\_\_\_  
\_\_\_\_\_

12 \_\_\_\_\_  
\_\_\_\_\_

13 \_\_\_\_\_  
\_\_\_\_\_

14 \_\_\_\_\_  
\_\_\_\_\_

15 \_\_\_\_\_  
\_\_\_\_\_

16 \_\_\_\_\_  
\_\_\_\_\_

17 \_\_\_\_\_  
\_\_\_\_\_


18 \_\_\_\_\_  
\_\_\_\_\_

19 \_\_\_\_\_  
\_\_\_\_\_

20 \_\_\_\_\_  
\_\_\_\_\_

***Thank you for sampling Joyful Heart Spelling Skills!***

**If you are interested in purchasing the full curriculum, please visit**  
**<http://www.joyfulheartlearning.com/spelling/>**



*Michelle Hubbard*

[www.hubbardscupboard.org](http://www.hubbardscupboard.org)

[www.joyfulheartlearning.com](http://www.joyfulheartlearning.com)